


# Discover the Secrets to Heavenly Chipping: A Comprehensive Guide to Mastering Your Short Game



## Seven Steps To Heavenly Chipping by John Moren

★★★★☆ 4.2 out of 5

Language	: English
File size	: 6496 KB
Text-to-Speech	: Enabled
Screen Reader	: Supported
Enhanced typesetting	: Enabled
Word Wise	: Enabled
Print length	: 52 pages
Lending	: Enabled



In the golfing world, the ability to chip the ball accurately and consistently is a crucial skill that can separate the good players from the great ones. Chipping is a versatile shot that can be used to get out of trouble, save par, or even make birdie. However, chipping can also be one of the most challenging shots to master.

If you're looking to improve your chipping, then you need to check out 'Seven Steps to Heavenly Chipping'. This comprehensive guide provides a step-by-step approach to mastering this essential aspect of the game. Written by a PGA professional with over 20 years of experience, 'Seven Steps to Heavenly Chipping' is packed with expert advice and tips that will help you take your chipping to the next level.

Here's a sneak peek at what you'll learn in 'Seven Steps to Heavenly Chipping':

1. The seven key elements of a great chip shot
2. How to choose the right club for your chipping stroke
3. The importance of proper setup and alignment
4. How to develop a consistent chipping motion
5. How to control distance and trajectory
6. How to chip out of different types of lies
7. Mental strategies for chipping under pressure


In addition to the seven steps, 'Seven Steps to Heavenly Chipping' also includes a bonus chapter on troubleshooting common chipping problems. This chapter provides helpful tips and advice on how to fix the most common mistakes that golfers make when chipping.

If you're serious about improving your chipping, then 'Seven Steps to Heavenly Chipping' is the book for you. This comprehensive guide provides everything you need to know to master this essential aspect of the game. Free Download your copy today and start chipping like a pro!


## **The Seven Steps**



Setup and alignment are the foundation of a great chip shot. Make sure your feet are shoulder-width apart, your knees are slightly bent, and your back is straight. The ball should be positioned in the middle of your stance, and your clubface should be square to the target line.



The takeaway is the first move in the chipping stroke. It's important to keep your head down and your eyes focused on the ball. As you take the club back, your weight should shift slightly to your back foot.



The downswing is the most important part of the chipping stroke. It's important to keep your weight


**Seven Steps To Heavenly Chipping** by John Moren

★★★★☆ 4.2 out of 5


Language : English

File size : 6496 KB

Text-to-Speech : Enabled




Screen Reader : Supported  
Enhanced typesetting : Enabled  
Word Wise : Enabled  
Print length : 52 pages  
Lending : Enabled



## Unravel the Enigmatic Murders in "Pride and Premeditation: Jane Austen Murder Mysteries"

Dive into a World of Literary Intrigue Prepare to be captivated by "Pride and Premeditation: Jane Austen Murder Mysteries," a captivating...



## Trauma-Focused CBT for Children and Adolescents: The Essential Guide to Healing and Resilience

Trauma is a significant life event that can have a profound impact on the physical, emotional, and mental well-being of children and adolescents....