


GPS and Your Driving Test: The Ultimate Guide

Preparing for your driving test can be a daunting task, but mastering the use of GPS can significantly enhance your chances of passing. This comprehensive guide will equip you with the necessary knowledge, skills, and strategies to navigate your way to success using GPS during your driving test.



GPS And Your Driving Test: Tips to master GPS and satnav in the independent driving test by John Walters

★★★★★ 5 out of 5

Language : English
File size : 1471 KB
Text-to-Speech : Enabled
Screen Reader : Supported
Enhanced typesetting : Enabled
Word Wise : Enabled
Print length : 62 pages
Lending : Enabled



Understanding GPS Functions

Before you hit the road, it's crucial to have a firm grasp of how GPS works. GPS stands for Global Positioning System and operates using a network of satellites orbiting the Earth. These satellites transmit signals that are received by GPS receivers in your vehicle. The receiver calculates your position based on the time it takes for the signals to arrive.

Your GPS unit will typically have a display that shows your location on a map, along with directions to your destination. It may also have additional features such as real-time traffic updates, lane guidance, and points of interest.

Using GPS During the Test

During your driving test, you may be required to use GPS to navigate to a specific location or follow a set of directions. Here are some key tips to keep in mind:

1. Familiarize Yourself with Your GPS

Before the test day, spend some time practicing with your GPS unit. Ensure you know how to enter a destination, follow directions, and use any other relevant features.

2. Plan Your Route in Advance

If possible, plan your route to the test location in advance using your GPS. This will give you an idea of the route and any potential challenges you may encounter.

3. Mount the GPS Securely

Mount the GPS unit in a location where you can easily see the screen while driving. Avoid blocking your view of the road or other important controls.

4. Follow Directions Carefully

Once you start driving, follow the GPS directions closely. Pay attention to the route and any instructions provided, such as lane changes or turns.

5. Stay Alert

While GPS can be a valuable tool, it's essential to remain alert and attentive while driving. Don't rely solely on the GPS; be aware of your surroundings, traffic conditions, and potential hazards.

6. Be Prepared for GPS Failures

GPS signals can sometimes be interrupted or inaccurate. If your GPS malfunctions, don't panic. Refer to traditional road signs or landmarks to navigate.

Tips for Using GPS Effectively

In addition to the general guidelines above, consider these additional tips for using GPS effectively during your driving test:

1. Use Voice Commands

If possible, use voice commands to operate your GPS, as this allows you to keep your eyes on the road.

2. Preview Turns

Before making a turn, use the GPS map to preview the upcoming maneuver. This will give you a clear understanding of the road layout and any obstacles.


3. Adjust for Traffic

Your GPS may not always account for real-time traffic conditions. Be prepared to adjust your route or follow alternative directions if necessary.

4. Practice in Different Scenarios

Practice using your GPS in various scenarios, such as city driving, highway driving, and unfamiliar areas. This will build your confidence and familiarity with the device.

By following these tips and strategies, you can harness the power of GPS to enhance your driving test performance. Remember to approach the test with confidence and a positive attitude. With proper preparation and the right mindset, you can conquer the roads and pass your driving test with ease.



GPS And Your Driving Test: Tips to master GPS and satnav in the independent driving test by John Walters


★★★★★ 5 out of 5

Language : English
File size : 1471 KB
Text-to-Speech : Enabled
Screen Reader : Supported
Enhanced typesetting : Enabled
Word Wise : Enabled
Print length : 62 pages
Lending : Enabled

FREE


DOWNLOAD E-BOOK





Unravel the Enigmatic Murders in "Pride and Premeditation: Jane Austen Murder Mysteries"

Dive into a World of Literary Intrigue Prepare to be captivated by "Pride and Premeditation: Jane Austen Murder Mysteries," a captivating...



Trauma-Focused CBT for Children and Adolescents: The Essential Guide to Healing and Resilience

Trauma is a significant life event that can have a profound impact on the physical, emotional, and mental well-being of children and adolescents....