

The Ultimate Guide To The Art Of Plein Air Painting For Beginners

Plein air painting is a style of painting that is done outdoors, on location. It is a challenging but rewarding way to capture the beauty of nature in your paintings. If you are new to plein air painting, this guide will provide you with everything you need to know to get started.



The Ultimate Guide To The Art Of Plein Air Painting For Beginners by Nolan Clark

★★★★☆ 4.7 out of 5

Language : English
File size : 561 KB
Text-to-Speech : Enabled
Screen Reader : Supported
Enhanced typesetting : Enabled
Print length : 42 pages
Lending : Enabled



What is Plein Air Painting?

Plein air painting is a French term that means "in the open air." It is a style of painting that is done outdoors, on location. Plein air painters set up their canvases and paints in front of a scene and paint what they see. This can be a challenging task, as the weather and lighting conditions can change rapidly. However, it is also a very rewarding experience, as it allows you to capture the beauty of nature in your paintings.

Benefits of Plein Air Painting

There are many benefits to plein air painting. First, it allows you to develop your observational skills. When you are painting outdoors, you have to pay close attention to your surroundings and observe the shapes, colors, and textures of the scene. This can help you to improve your painting skills overall.

Second, plein air painting can help you to improve your color mixing skills. When you are painting outdoors, you have to rely on the colors that you see in nature. This can help you to learn how to mix colors more effectively.

Third, plein air painting can help you to develop a more personal style. When you are painting outdoors, you are free to experiment with different techniques and styles. This can help you to find your own unique voice as an artist.

Getting Started with Plein Air Painting

If you are interested in trying plein air painting, there are a few things you need to do to get started. First, you will need to gather the right supplies. This includes a canvas, paints, brushes, a palette, and a portable easel.

Second, you will need to find a location to paint. This could be a park, a beach, or even your own backyard. Once you have found a location, you will need to set up your canvas and paints.


Third, you will need to start painting. When you are painting outdoors, it is important to be patient and to observe your surroundings carefully. Don't be afraid to experiment with different techniques and styles.

Tips for Plein Air Painting

Here are a few tips for plein air painting:

* Choose a location that inspires you. * Start with a small painting. * Don't be afraid to experiment. * Be patient and observe your surroundings carefully. * Have fun!

Plein air painting is a challenging but rewarding way to capture the beauty of nature in your paintings. If you are new to plein air painting, this guide will provide you with everything you need to know to get started. So grab your supplies and head outdoors to start painting!




The Ultimate Guide To The Art Of Plein Air Painting For Beginners by Nolan Clark

★★★★☆ 4.7 out of 5


Language : English
File size : 561 KB
Text-to-Speech : Enabled
Screen Reader : Supported
Enhanced typesetting : Enabled
Print length : 42 pages
Lending : Enabled





Unravel the Enigmatic Murders in "Pride and Premeditation: Jane Austen Murder Mysteries"

Dive into a World of Literary Intrigue Prepare to be captivated by "Pride and Premeditation: Jane Austen Murder Mysteries," a captivating...



Trauma-Focused CBT for Children and Adolescents: The Essential Guide to Healing and Resilience

Trauma is a significant life event that can have a profound impact on the physical, emotional, and mental well-being of children and adolescents....