


Ultra Powerful Pest and Disease Control Solution: Make All Natural Pesticide The Natural Way

Are you tired of battling pests and diseases that threaten your precious plants? Are you concerned about the harmful effects of chemical pesticides on your health and the environment? If so, it's time to embrace a revolutionary solution: making your own all-natural pesticide. By harnessing the power of nature, you can effectively control pests and diseases while safeguarding your well-being and the planet.



JADAM Organic Farming: ULTRA Powerful Pest and Disease Control Solution, Make all-Natural Pesticide, The way to Ultra-Low-Cost agriculture! by Youngsang Cho

★★★★☆ 4.8 out of 5

Language : English

File size : 88144 KB

Screen Reader : Supported

Print length : 128 pages



This comprehensive guide will empower you with the knowledge and step-by-step instructions to create a potent and eco-friendly pesticide using readily available ingredients. Prepare to transform your garden into a thriving sanctuary where your plants flourish without the burden of harmful pests and diseases.

The Benefits of All-Natural Pesticides

Embracing all-natural pesticides offers a multitude of benefits that far surpass chemical alternatives:

- **Safe for your health and family:** Unlike chemical pesticides, natural solutions pose no health risks to you, your loved ones, or your pets.
- **Eco-friendly:** Natural pesticides are biodegradable and non-toxic to the environment, protecting our ecosystems and wildlife.
- **Cost-effective:** Making your own pesticide from natural ingredients is significantly cheaper than purchasing chemical products.
- **Effective pest control:** When applied correctly, natural pesticides can be just as effective as chemical counterparts in controlling pests and diseases.
- **No resistance build-up:** Unlike chemical pesticides, pests do not develop resistance to natural solutions, ensuring long-term effectiveness.

Essential Ingredients for Your All-Natural Pesticide

Creating your own all-natural pesticide is a simple process that requires a few basic ingredients:

- **Garlic:** Garlic is a powerful natural insect repellent and antifungal agent.
- **Onion:** Similar to garlic, onions possess insect-repellent properties and contain sulfur compounds that deter pests.
- **Pepper:** The capsaicin in peppers acts as a natural irritant, deterring insects and repelling rodents.

- **Neem oil:** Extracted from the neem tree, neem oil is a natural pesticide and fungicide that effectively controls a wide range of pests and diseases.
- **Dish soap:** A small amount of dish soap helps the pesticide solution adhere to plant leaves, enhancing its effectiveness.
- **Water:** Water acts as the base for the pesticide solution, diluting the ingredients and facilitating their application.

Step-by-Step Guide to Making Your All-Natural Pesticide

Follow these simple steps to create your potent all-natural pesticide:


1. **Gather your ingredients:** Collect the necessary ingredients as listed above.
2. **Prepare the garlic, onion, and pepper:** Peel and mince 1 clove of garlic, 1/4 of an onion, and 1/4 of a bell pepper (any color).
3. **Combine the ingredients:** In a blender or food processor, combine the minced garlic, onion, pepper, 1 tablespoon of neem oil, and 1/2 teaspoon of dish soap.
4. **Add water:** Gradually add 1 liter of water to the blender while it is running until the mixture reaches a smooth consistency.
5. **Strain the solution:** Pour the mixture through a fine-mesh sieve to remove any solids.
6. **Store the pesticide:** Transfer the strained solution to a spray bottle or container for storage.

How to Use Your All-Natural Pesticide

To effectively use your all-natural pesticide, follow these guidelines:

1. **Apply at the first sign of pests or diseases:** Regular application is crucial for prevention and early treatment.
2. **Spray thoroughly:** Ensure the entire plant is covered, including the undersides of leaves where pests often hide.
3. **Repeat applications:** Reapply the pesticide every 7-10 days, or as needed, to maintain its effectiveness.
4. **Avoid applying in direct sunlight:** Direct sunlight can degrade the effectiveness of the pesticide. Apply early in the morning or late evening.

Empowering yourself with the knowledge to create your own all-natural pesticide is a transformative step towards a healthier garden and a more sustainable lifestyle. By embracing the power of nature, you can effectively control pests and diseases without compromising your health or the environment. Embrace the joy of organic gardening and witness the flourishing beauty of your plants as they thrive in a thriving, pest-free sanctuary.



JADAM Organic Farming: ULTRA Powerful Pest and Disease Control Solution, Make all-Natural Pesticide, The way to Ultra-Low-Cost agriculture! by Youngsang Cho

★★★★☆ 4.8 out of 5


Language : English

File size : 88144 KB

Screen Reader : Supported


Print length : 128 pages

FREE **DOWNLOAD E-BOOK** 



Unravel the Enigmatic Murders in "Pride and Premeditation: Jane Austen Murder Mysteries"

Dive into a World of Literary Intrigue Prepare to be captivated by "Pride and Premeditation: Jane Austen Murder Mysteries," a captivating...



Trauma-Focused CBT for Children and Adolescents: The Essential Guide to Healing and Resilience

Trauma is a significant life event that can have a profound impact on the physical, emotional, and mental well-being of children and adolescents....